Fruit pictures: patterns

Name: _____ Date: _____

Follow the pattern. Circle the picture that comes next.

1. 

Next:

---

2. 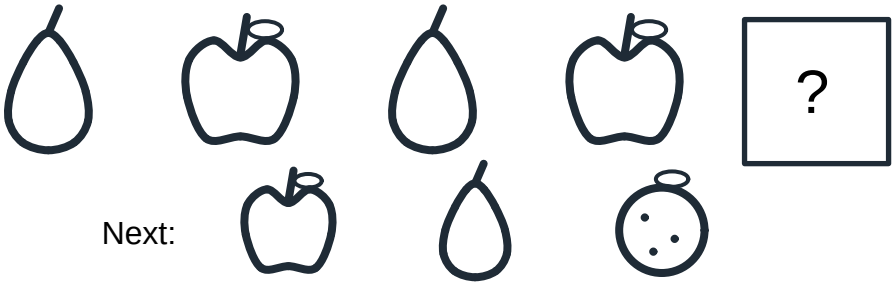

Next:

---

3. 

Next:

---

4. 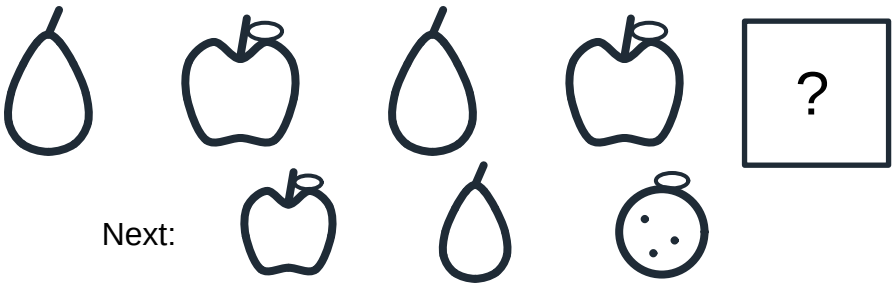

Next:

Tinker Printables | Personal and classroom printing