Position words

Name: _____ Date: _____

An adult reads the direction. Circle the matching picture.

Circle the ball beside the trees.



Circle the ball between the two trees.



Circle the ball between the two trees.



Say the position word. Let the child point before circling.

Tinker Printables | Personal and classroom printing